

Quick Start Guide

Widget—Full Control

Smart Ring PRO includes a Profile Picker Widget which allows you to quickly switch profiles and shows remaining time for temporary mode.

To add the widget tap-and-hold on an empty area of the Home Screen and select **Widgets-Smart Ring PRO**.

Now you can easily switch your phone to Loud, Quiet, Vibrate, Silent or enable the Call Blocking features with your finger tips.

Easily set your phone to for example Loud for 15 minutes or Silent for 2 hours

Call Filter— Full Privacy


With Automatic Profiles and Call Blocking, Smart Ring PRO adds real intelligence to your phone.

Use the **Profile Manager** to customize call filtering per contact and manage sound-only profiles.

Use the **Scheduler** to set up Automatic profiles that automatically manage your phone's sounds and call blocking.

You can now easily set your phone to (for example):

- Automatically Reject all callers except your family members at night
- Automatically switch to Vibrate or Silent during a meeting and/or allow only certain callers when you are in certain meetings
- Automatically hang-up or reject unwanted callers



Program Icon

Tap to open **Launcher** to select profiles, manage profiles and automatic profiles.



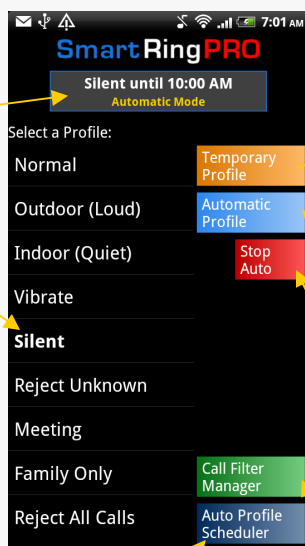
Profile Picker Widget icon shows the currently active profile and remaining time during temporary mode.

Tap once to open the **Launcher** to switch profiles.

Launcher—Profile Picker

Quickly Switch Profiles

Smart Ring PRO—Launcher



Currently Active Profile and mode of operation

Profile Selection

Tap to select a new profile.

Swipe down to see additional profiles.

Open the Automatic Profile Manager/Scheduler

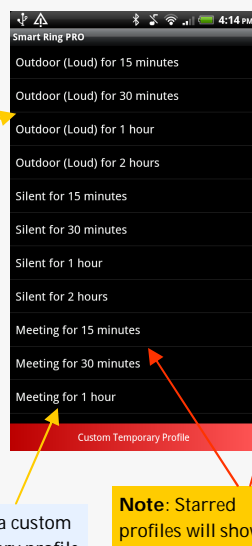
Open the Call Filter/Profile Manager

Select Automatic Profile

Stop Automatic, Temporary mode of operation

Specify a custom temporary profile

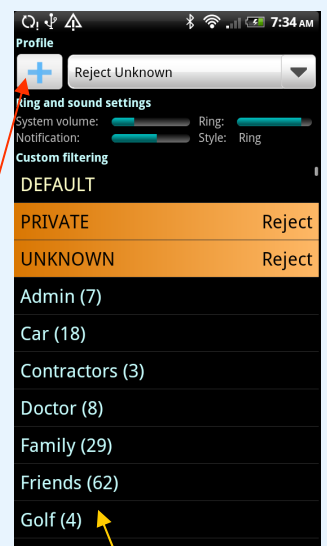
Quickly select pre-defined Temporary profiles



Note: Starred profiles will show up in this list.

Profile Manager

Customize sounds and Call Blocking



Contact categories and individual contacts