

# Effortless Browsing, Searching, Calling and SMS

## Browse in style

Photo Contacts PRO enables you to find contacts fast with just a few finger presses and features four intelligent contact views. Contact management is tightly integrated with Ringtone and SMS Tone managers, Call Filtering, Business and Full Screen Photo Caller ID and Advanced Automatic Profiles with SMS Answering machine.

**Slide** your finger up/down the contact list to smoothly scroll contacts page by page.

**Tap twice** on a picture to Call or Send an SMS text message to a contact

**Tap once** to Select a contact

**Tap-and-hold** to see a menu of available functions: Edit/Delete contact, Assign a photo, ringtone or an SMS tone, assign as a Favorite or apply a Call Filter to automatically Reject or Hang-up a contact.

**Favorite Contacts Button** —Tap to Show or Hide contacts designated as Favorites



Main View—Tile View

Minimize Photo Contacts

Tap once to view detailed contact information

Tap once to call or SMS a contact

Quickly search for a contact by opening the touch keypad

Page Up/Down

Shows number of contact pages in current view

Tap on the ABC button in this area to open the vertical letter bar to jump to a contact starting with a particular letter

### Text/Category Filter Bar

Shows currently active contact Category or text filter/contact search. Tap to open category selection list or text filter bar. Tap again to clear search or category filter.

### Switch Views

Tile, List, Icon view

**Tip**—use the joystick right-left buttons to quickly switch through contact categories when paging through contacts.

## Intelligent Search Keypad

Quickly find contacts with only a few finger presses. Just start typing the name, number, company name or title of the contact and Photo Contacts will search contacts. Once the contact is found, tap twice on the picture to call or SMS.



## Vertical Letter Bar

Slide your finger or stylus up-down the letter bar to jump to contacts starting with the selected letter.



# Experience Complete Control and Advanced Privacy Features

## Experience Control

Photo Contacts PRO also adds a Profile Picker button to the Today Screen which will greatly improve your mobile experience.

Now you can easily switch your phone to Outdoor (loud), Indoor (Quiet), Vibrate, Silent or enable the Call Blocking features with your finger tips.

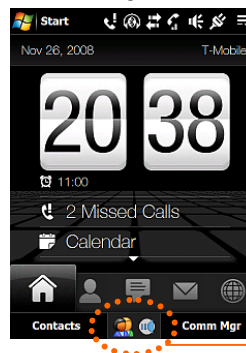
## Advanced Privacy

With Automatic Profiles and Call Blocking, Photo Contacts PRO adds real intelligence to your phone.

You can now easily set your phone to (for example):

- Reject or HangUp that unwanted caller
- Reject all callers except your family members
- Hang-up private callers
- Reject unknown calls
- Automatically Reject all callers except your family members at night
- Automatically switch to Vibrate or Silent during a meeting and/or allow only certain callers when you are in certain meetings
- Automatically hang-up or reject unwanted callers
- Conserve battery power by enabling the program to automatically switch Bluetooth off when you're at your office, in a meeting or according to your custom daily schedule.

Profile Picker Button (shown on device running TouchFlo 3D)



### Profile Picker Button

Tap once to open the Profile Picker to quickly switch profiles or tap-and-hold to open Photo Contacts PRO.

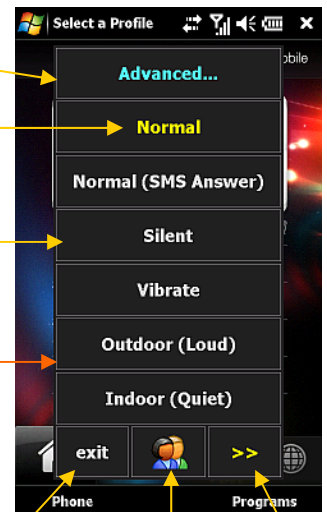
Right Icon—shows the currently active profile.

Select Automatic or Temporary Profile

Currently Active Profile (shown in yellow)

Profile Selection  
Tap to select a new profile.

Profile Picker Menu



Hide Profile Picker

Tap to open Photo Contacts PRO

Tap to see additional profiles

## Enhancements on your Today Screen—Today Plugin

### Full Control

Photo Contacts PRO includes a Today Screen plugin which will greatly improve your mobile experience (\* this will disable TouchFlo or the WM6.5 today screen and use the regular Windows mobile today screen).

Now you can easily place and return calls and SMS messages right from the Today Screen with your finger.

Take control of your phone easily—Advanced automatic, scheduled and temporary profiles are at your finger tips.

**Tip:** Re-Organize and un-clutter your Today Screen by removing un-needed sections in Start>Settings>Today [items].

### Favorite Contacts

Tap twice on a contact picture to Call/SMS.

Tap-and-hold to see name of contact.

Add pictures by tapping Contact>Favorite>Add in Photo contacts PRO.

### Recent Calls/SMS

Tap twice to Call/SMS.

Tap-and-hold to see date and time of call or clear recent calls.

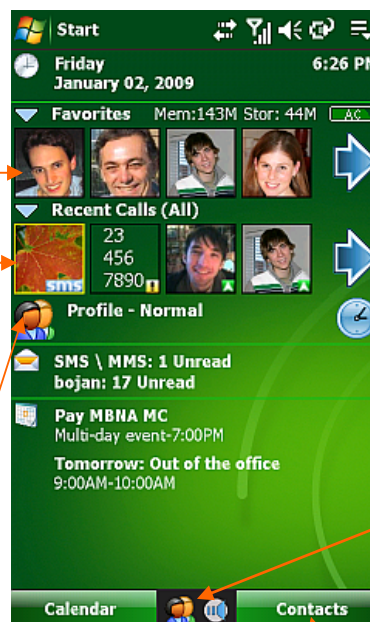
Yellow outline shows most recent caller.

### Profile Section

Shows currently active profile.

Tap to select a new profile or switch operating modes (automatic, temporary or regular).

Default Windows Mobile Today Screen—Plugin



### Device Information

Shows amount of free Program and Storage memory and remaining battery power

Scroll through pictures/recent calls

Start/Stop Timed Temporary Profile

### Profile Picker Button

Tap once to switch profiles or tap-and-hold to open Photo Contacts PRO.

Right Icon—shows currently active profile.

Tap to open Photo Contacts PRO

## Additional Information

### To Purchase

To purchase the Full version of Photo Contacts Pro please visit our website at: [www.pocketx.net/pro](http://www.pocketx.net/pro)

### More Information

To get more information about Photo Contacts Pro please visit our website at: [www.pocketx.net/pro](http://www.pocketx.net/pro)

### Additional help on using the program

To get additional information about using the program please consult the Visual Users Guide included with the program installation. The users guide can also be downloaded from our website at: [www.pocketx.net/pro](http://www.pocketx.net/pro)

### Support

For inquiries, questions and support please visit: [www.pocketx.net/support](http://www.pocketx.net/support)

**Thank you! - PocketX Software Team**